

A bright, modern interior space, likely a library or study area, with large windows and people working at computers. The text is overlaid on this image.

Exchange program

2022-2023

An art studio with various artworks, easels, and people working. The text is overlaid on the bottom left of this image.

**SINT
LUCAS
ANTWERPEN**

Table of contents

Bachelor Visual Arts: exchange program	3
Bachelor Visual Arts: course overview	9
Professional bachelor of Audiovisual Technology: Photography: exchange program	11
Professional bachelor of Audiovisual Technology: Photography: course overview	13
Academic Calender	16
Nomination and application	17
Preparing to join us	18
Studying in Antwerp	19
Contact	20

Bachelor Visual Arts



Exchange program 2022-2023*

Bachelor Visual Arts

***This program is subject to curriculum changes**

The exchange program on offer at Sint Lucas Antwerpen is described in this document. These classes are offered in English, or you get one on one coaching. As the core of your exchange, you make a choice of one of our five Bachelor studio's. In combination with Drawing classes, Theory Classes, one Bachelor class and a Project week (semester 2) an Exchange program of 30 ECTS is offered. Dutch Foreign Language and Professional practice, depending on the semester and studio you choose, is additionally offered. It is possible to take less credits than 30 ECTS as well.

We strive to offer the best possible fitting program for our incoming exchange students. Depending on the semester and the Studio, and after a review of your portfolio by our teachers, you will follow the practice classes of the Studio and Drawing, together with the students of our Bachelor-year 2 or 3. Always to make sure the exchange is most successful for the students. Theory, Manual and technological skills (= bachelorclass) and additional classes are followed together with Bachelor 2, Bachelor 3 and premaster students.



The core of your exchange program at Sint Lucas Antwerpen is your bachelor studio in the specific discipline that you choose to apply for and are accepted in. This bachelor studio is focused upon the development of your artistic practice. Focus lays both on the artistic quality as on the context; you deepen your artistic and social interests and learn how to apply them. You get assignments and/or work a semester on an integrated and individual proposed project. Each assignment or project consists of different aspects; theoretical research, practical research and presentation are intertwined. In the development of your artistic work, you also integrate the acquired knowledge from your chosen Manual and technological skills class, drawing and theory classes.

In this overview of the exchange program, you can easily click on the links towards our course catalogue (now available 22-23), to get all information about the content of the courses, the learning and evaluation methods, course materials and so on.

Studios

Bachelor Visual Arts

You can apply for one academic bachelor studio that will be the core of your one-semester exchange program. Focused upon the further development of your artistic practice and professional communication with the outside world, you will deepen your artistic and social interests and learn how to apply them.

Studio art, Studio graphic design, Studio illustration, Studio communication design or Studio jewellery are the specific disciplines open to application in the visual arts program.

Students coming from a photography degree program can apply for our professional bachelor in Photography.



STUDIO ART

During your time at the Studio art, you learn to relate to contemporary art and you become proficient in painting, sculpture, photography, graphics or new media. The focus is on looking, creating, thinking, reflecting and presenting. Your lecturer-experts will guide you through this. One on one. This is, in a way, the common thread running through this fine arts programme.

Find out more on or [website](#) and [instagram](#).

Studios

Bachelor Visual Arts



STUDIO GRAPHIC DESIGN

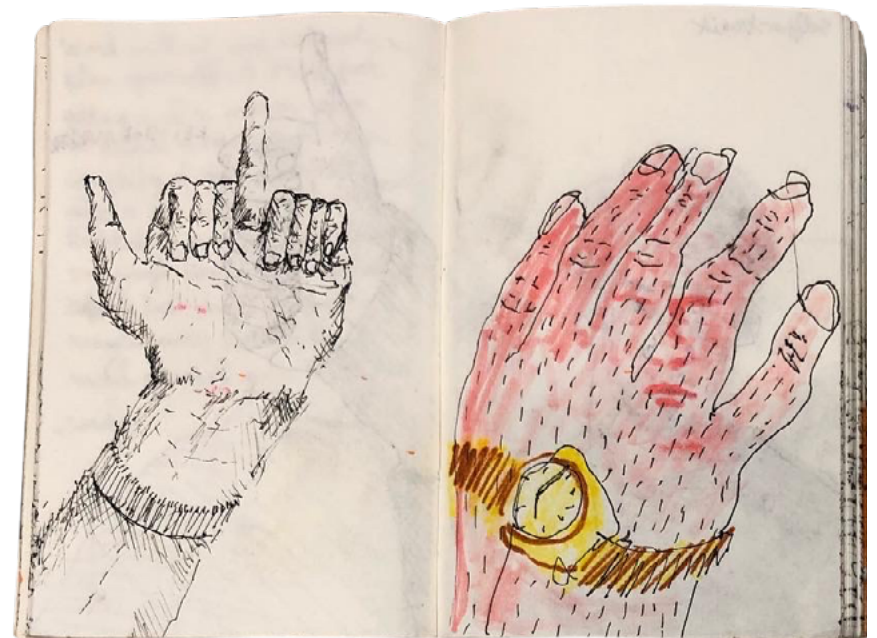
In the Studio graphic design, you pull off the most amazing feats with text and image. From the smallest curl in a letter to the layout of an entire exhibition. The logo on your sneakers, signposts in the metro, that shocking post on social media and a cool website. There is a lot to shape in this world, and preferably as effectively and beautifully as possible. Want to shape the world? This is your studio!

Find out more on our [website](#) and [instagram](#).

STUDIO ILLUSTRATION

Are you a visual story teller? And are you prepared to work hard, be up for an adventure, make lots of drawings and love it? At the illustration Studio, you search for your unique voice and a contemporary visual language based on your interests and talent. Perhaps you prefer to work with traditional printing techniques. Maybe your language is more digital or you like to tell a story with photographic illustrations. All is possible, your story and imagination are your guidelines.

Find out more on our [website](#) and [instagram](#).



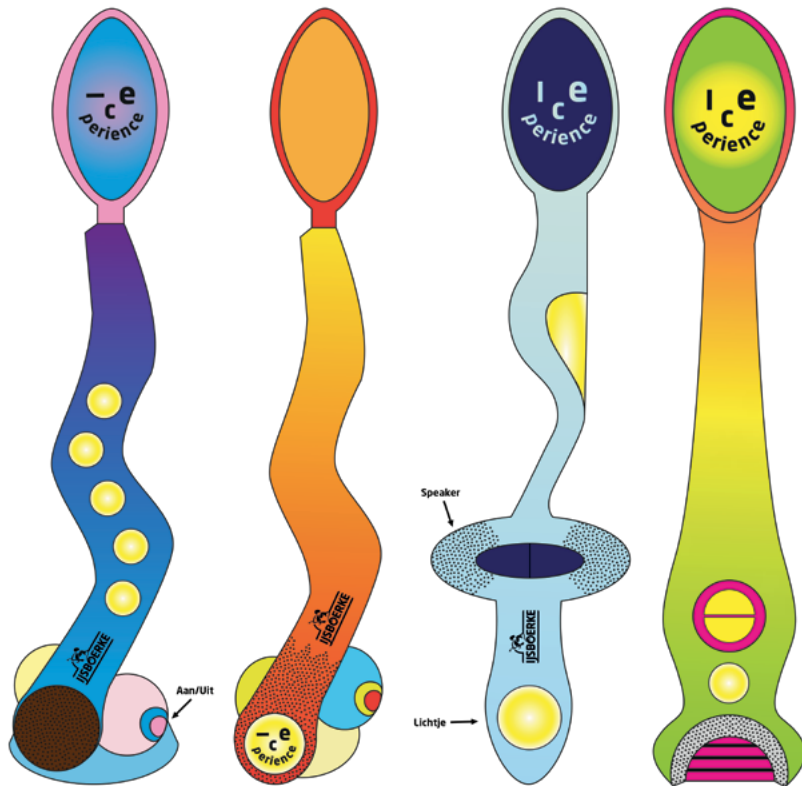
Studios

Bachelor Visual Arts

STUDIO COMMUNICATION DESIGN

Communication goes far beyond TV ads and billboards along the road. Reason for us to go further as well. We look critically at today's communications and what it needs within five years (uh... you, of course!). Here we train you to become a creative thinker or designer who connects brands with people.

Find out more on our [website](#) and [instagram](#).



STUDIO JEWELLERY

At Sint Lucas Antwerpen, jewellery design is all about translating imagination into jewellery and objects. High-gloss in metal or with a matte finish as in tracing paper, wearable or not, but always meaningful and precious. The meaning of your work always comes first. Your starting point is jewellery in all its facets, from traditional archetypes and contemporary art jewellery to designer and fashion jewellery.

Find out more on our [website](#) and [instagram](#).

Studio Photo

Professional bachelor of Audiovisual Technology

PHOTOGRAPHY

In this programme, we focus on helping you develop your own vision and visual language. Because a real photographer focuses on the world. And not just with his camera. You develop your own speciality and identity via themes. This can be fiction (for example, fashion or advertising) or non-fiction (for example, journalism or architecture).

Students need to study photography at their home institute, to apply for an exchange in our photography degree program. This is because of the needed (technical) skills and competences to make it a successful exchange.

Find out more on our [website](#) and [instagram](#).



COURSE OVERVIEW 2022-2023
Bachelor of Visual Arts
Exchange AUTUMN

**You follow the Exchange program
in Autumn or in Spring.
Depending if you are accepted
in BA2 or BA3, you can apply for
program 1 or program 2.**

AUTUMN

Course unit	Credits
Autumn program 1 – join Bachelor 2	30
Studio 2	12
Studio graphic design 2	
Studio illustration 2	
Studio communication design 2	
Studio fine arts 2	
Studio jewellery 2	
Drawing 2	4
MTV bachelorclas 2.1 (Manual and Technological Skills)	2
US Popular visual culture 2	3
Artistic Research 3	3
Art Theory 3	3
Cultural criticism 3	3
Autumn optional course program 1	
Dutch Foreign Language Level A1 (autumn)	3
Erasmus Exchange	1
Autumn fixed program 2 - join Bachelor 3	30
Studio 3	14
Studio graphic design 3	
Studio illustration 3	
Studio communication design 3	
Studio fine arts 3	
Studio jewellery 3	
Drawing 3	3
Erasmus Exchange	2
MTV bachelorclass 2.1 (Manual and Technological Skills)	2
US Popular visual culture 2	3
Artistic Research 3	3
Cultural criticism 3	3
Autumn optional course program 2	
Professional Practice 3 (depending on your studio & schedule)	2 or 3
Dutch Foreign Language Level A1 (autumn)	3

**Click on the title of the course
unit to view its contents.**

Bachelor of Visual Arts

Exchange SPRING

You follow the Exchange program in Autumn or in Spring. Depending if you are accepted in BA2 or BA3, you can apply for program 1 or program 2.

Click on the title of the course unit to view its contents.

SPRING

Course unit	Credits
Spring program 1 – join Bachelor 2	30
Studio 2	12
Studio graphic design 2	
Studio illustration 2	
Studio communication design 2	
Studio fine arts 2	
Studio jewellery 2	
Drawing 2	4
Projectweek 2	3
MTV bachelorclas 2.2 (Manual and Technological Skills)	2
Editorial Practices 2	3
Social Practices 3	3
Ethics of Artificial Intelligence 3	3
Spring optional course program 1	
Dutch Foreign Language Level A1 (spring)	3
Erasmus Exchange	1 or 2
Spring program 2 - join Bachelor 3	30
Studio 3	14
Studio graphic design 3	
Studio illustration 3	
Studio communication design 3	
Studio fine arts 3	
Studio jewellery 3	
Drawing 3	3
Erasmus Exchange	2
MTV bachelorclass 2.2 (Manual and Technological Skills)	2
Projectweek 3	3
Editorial Practices 2	3
Ethics of Artificial Intelligence 3	3
Spring optional course program 2	
Professional Practice 3 (depending on your studio & schedule)	2 or 3
Dutch Foreign Language Level A1 (spring)	3

A person wearing an orange jumpsuit is sitting on a circular base of a utility pole on a rooftop. The person is leaning forward, and their hands are resting on the base. The rooftop has yellow painted lines and a metal railing in the background. The text "Professional bachelor of Audiovisual Technology: Photography" is overlaid in large, bold, red letters.

Professional bachelor of Audiovisual Technology: Photography

Exchange program 2022-2023*

Professional bachelor of Audiovisual Technology: Photography

***This program is subject to curriculum changes**

Students must apply with a portfolio and letter of motivation, which will be evaluated by the Photography teachers. Only students who study Photography at their home institute can apply for an exchange in our Photography degree program. This is because of the needed technical skills and competences to make it a successful exchange.

Classes are offered in English, or you get one-one coaching in English. As the core of your exchange in the Professional bachelor of Audiovisual Technology: Photography, you follow the Studio Photo. In combination with Theory Classes, a Bachelor class and a Project week (semester 2) an Exchange program of 30 ECTS is offered. Dutch Foreign Language is additionally offered. It is possible to take less credits than 30 ECTS as well.

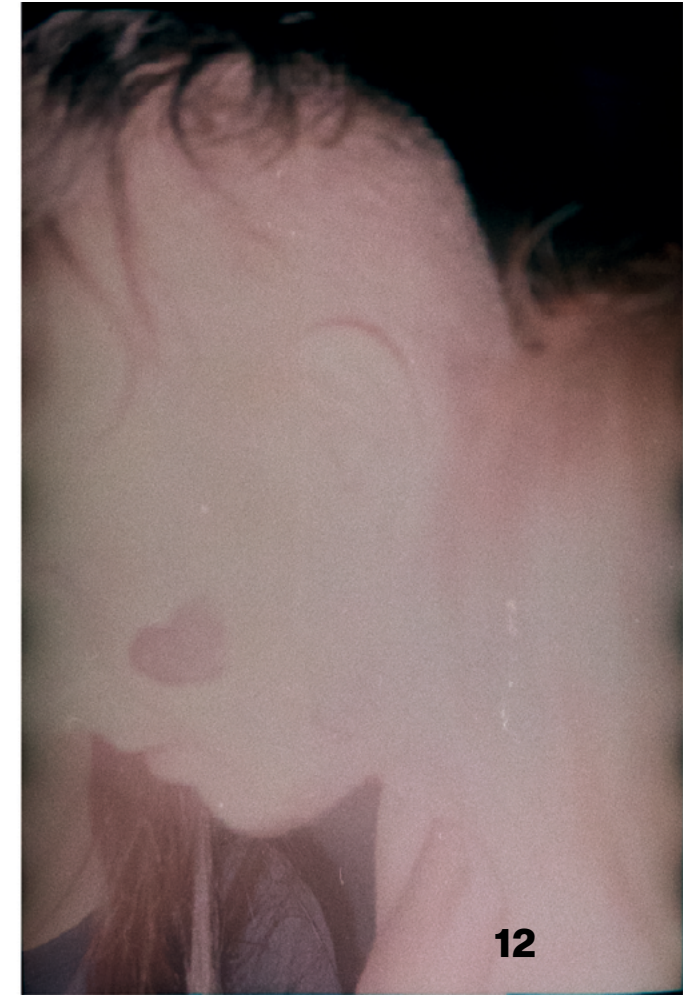
In our second/spring semester our incoming exchange students always join the program of BA2 students. Since our BA3 students are on their (international) internship during this semester.

Theory, Manual and technological skills and additional classes are followed together with regular

and exchange students of Bachelor 2, Bachelor 3 and pre-masters of the Bachelor of Visual Arts.

In this overview of the exchange program, you can easily click on the links towards our course catalogue (now available of academic year 22-23, to get all information

about the content of the courses, the learning and evaluation methods, course materials and so on.



Exchange program 2022-2023*

Professional bachelor of Audiovisual Technology: Photography – BA3 AUTUMN

*This program is subject to curriculum changes

You follow the Exchange program
in Autumn or in Spring.
Depending if you are accepted
in BA2 or BA3, you can apply for
program 1 or program 2.

AUTUMN

Course unit	Credits
-------------	---------

Autumn program – join Bachelor 3 BA3 – semester 1 (period 1 & 2)	30
---	-----------

Course unit	Credits
-------------	---------

Studio Photography 3 (choice of Fiction/Non-Fiction)	9
Atelier Moving Image 3	4
Atelier Graphic Design 3	4
MTV bachelorclass 2.1 (Manual and Technological Skills)	2
Artistic research	3
US popular visual cultures	3
Art Theory	3
Erasmus Exchange	2

Autumn optional course program	
---------------------------------------	--

Dutch Foreign Language level A1	3
---------------------------------	---

Click on the title of the course
unit to view its contents.

Exchange program 2022-2023*

Professional bachelor of Audiovisual Technology: Photography – BA2 SPRING

*This program is subject to curriculum changes

You follow the Exchange program
in Autumn or in Spring.
Depending if you are accepted
in BA2 or BA3, you can apply for
program 1 or program 2.

SPRING

Course unit Credits

**Spring program – join Bachelor 2
BA2 – SEMESTER 2 (PERIOD 3 & 4) 30**

Course unit Credits

Studio Photography 2	9
Atelier Moving Image 2	3
Atelier Graphic Design 2	3
MTV bachelorclass 2.2 (Manual and Technological Skills)	2
Ethics of AI	3
Editorial Practices	3
Projectweek	3
Erasmus Exchange	1

Optional courses

Dutch Foreign Language level A1 3

Click on the title of the course
unit to view its contents.

Exchange program 2022-2023*

Professional bachelor of Audiovisual Technology: Photography

*This program is subject to curriculum changes

Studio Photography 3 (choice of Fiction or Non-Fiction) (9 ECTS)

In this Atelier, you choose one of the two tracks, fiction or non-fiction. In the fiction track you will work through staged photography and in the non-fiction track you will start from reality. During atelier photography you will mainly photograph and discuss, select and edit your images. In the studio you will work on the setup and control of the materials. The focus is on technical aspects (lighting, sharpness, printing, editing, ...), subjective aspects (vision, composition, lighting atmosphere, construction of and variation in a series of images), presentation techniques (number and size of the images, type of prints, choice of materials, arrangement, combination with publication or other forms of presentation) and professional conduct (naming, copyright and captions, archiving, planning and organizing of workplace, equipment, software, materials and critical self-evaluation).

The assignments are spread over the semester, whereby various defined deadlines must be respected. You work according to your own planning, in which briefing, design sketches, assignment analysis and feasibility are important components.

Atelier Moving Image (4 ECTS)

In this Atelier you learn to apply and deepen the acquired knowledge of shooting and editing during the elaboration of a fiction and

non-fiction film. In the lessons, you will be personally guided to bring your production to fruition. We discuss pre-production, shooting and editing.

- You make several videos of a larger production (fiction & non-fiction).
- You work together to master the professionalism of a production.
- You expand your technical knowledge.

Atelier Graphic Design (4 ECTS)

In this atelier you learn to broaden your perspective toward the world, make contact with your own heroes, peers or other sources of inspiration from the graphic work field. You are able to construct your own portfolio review.

You collect all your inspiration/reference material/articles on a personal blog (instructions on this follow via the electronic learning environment). You visualize your ideas using graphic design programs, independently carry out an assignment from concept to creation, and, through constant monitoring, deliver technically usable publications/products and are able to explain this workflow.

- In this course unit, you publish an object in edition (print, book, publication, free object, etc.).
- You think about uniqueness and publishing in series and look for the appropriate support/production method.

- You will work independently under supervision. You look for various solutions in their graphic designs/techniques.

Studio Photography 2 (9 ECTS)

In Studio photography, you will mainly discuss, photograph and post-process of your images. The focus is on technical aspects (exposure, sharpness, printing and processing), subjective aspects (vision, composition, lighting atmosphere, building up and varying a series of images) and professional behaviour (naming, archiving, planning and organising the workplace, equipment, software, materials and critical self-evaluation).

You create and work according to your own planning in which briefing, design sketches, assignment analysis and feasibility are important components. Per module, several online feedback moments (group discussions) are organised where each student presents the current projects and their progress to the rest of the class. A whole range of photographic themes will be dealt with, both in the studio and on location. In addition to technical assignments, there will also be conceptual projects.

Academic Calendar 2022-2023

AUTUMN

Autumn semester/ Semester 1 / Period 1 & 2

19 September 2022 - 29 January 2023

Welcoming Days KdG/SLA

14-16 September 2022

Autumn break

31 October- 6 November 2022

Christmas break

23 December 2022 - 8 January 2023

Exams & art practice jury

January 2023

Application Deadlines:

May 1- 15th

(Nomination & online registration
and upload documents)

SPRING

Spring semester/ Semester 2 / Period 3 & 4

30 January 2023 - 30 June 2023

Welcoming Days KdG/SLA

26-27 January 2023

Spring break

20 February 2023 - 26 February 2023

Easter break

3-16 April 2023

Ascension Day break

18-21 May 2023

Exams & art practice jury

22 May - 30 June 2023

Application Deadlines:

November 1- 15th

(Nomination & online registration
and upload documents)

Nomination and application

Nomination and Application

<https://www.sintlucasantwerpen.be/praktisch/internationaal/#incoming-students>. We work with a nomination by your institute and an online registration.

Language

We offer our exchange students elective courses in English. Classes in the Studio will be in English, or the teacher will translate for the international students towards English. Exchange students are not asked for any certificate, but speaking enough English is necessary. Students who have interest in learning some basic Dutch, can choose an elective course Dutch, organized by KdG. The responsibility for sufficient language proficiency lies with the student.

The following documents have to be uploaded to the application:

- nomination of the International (ERASMUS) coordinator at home university with signature and stamp
- letter of motivation for exchange at Sint Lucas Antwerpen and motivation for specific Studio of choice
- pdf-portfolio (max. size 5 MB)

Portfolio

The portfolio must be uploaded as pdf-file (max. size 5 MB) and should contain relevant works.

Decision

The decision will be sent to the students in the half of June for Semester 1 and in the half of December for Semester 2.

Elective Courses for incoming exchange students

As the core of your exchange, you make a choice of one of the five Bachelor studio's (click to open the links below). In combination with Drawing in relation to the Studio (practice), Theory Classes (Theory), Project week (practice), Dutch Foreign Language (theory) to a Exchange program of in total 30 ECTS. It is possible to take less credits as well.

Bachelor Studio's Visual Arts

Five academic degree programs for exchanges are offered at the Sint Lucas Antwerpen in Visual Arts:

- [Studio communication](#) (12 or 14 ECTS)
- [Studio illustration](#) (12 or 14 ECTS)
- [Studio graphic design](#) (12 or 14 ECTS)
- [Studio jewellery](#) (12 or 14 ECTS)
- [Studio art](#) (12 or 14 ECTS)

Professional Bachelor Audiovisual Techniques: Photography

- One professional degree program for exchange in Photography (9 ECTS)

Join Bachelor 2 or Bachelor 3?

We strive to offer the best possible fitting program for our incoming exchange students. Depending on the semester and the Studio, and after a review of your portfolio, you will follow the practice classes of the Studio together with the students of our Bachelor-year 2 or 3, always to make sure the exchange is most successful for the students.

The Theory-, Drawing-and Extra-classes are mixed with Bachelor 2 and Bachelor 3 students.

After being selected for an exchange at Sint Lucas Antwerpen your Learning Agreement (LA) is made.

If you have any questions about the classes or your LA, don't hesitate to contact Laura Braspenning (international.sla@kdg.be).

Preparing to join us

Welcoming Days

We start your exchange with our KdG Welcoming days, which are planned the week before the start of the regular classes. More details about this welcoming program is sent to you by email.

Fees

An exchange student will continue to pay fees at his/her home institution and will not be charged fees at the host school if the exchange is at an (Erasmus) Partner school.

Additional costs

- Depending on the program and the Studio, there might be some extra costs for excursions to exhibitions/events etcetera, sometimes abroad. But we always make sure it is affordable for students. And of course, you will have your costs for your artistic materials (photo's/paper/paint/clay/metal/prints/ etcetera.....) that you use to do your work.
- All costs for visa, travel, accommodation and insurance are on account of the student him/herself.

Insurance

- It is mandatory for all foreign students to arrange their own health insurance before their arrival in Belgium. It must cover the duration of your stay. Health insurance means adequate coverage for medical costs in case of illness or injury.
- We also recommend a third-party liability

insurance. This covers you in the event that you are sued for compensation by a third party, who believes they have suffered a loss due to your negligence or carelessness. It covers third-party material damage and physical injury. For more information, please contact insurance@kdg.be

Visa, housing, costs?

Check for all updated information on our [KdG website](#).



Studying in Antwerp

Accommodation in Antwerp

KdG does not offer student accommodation, but Antwerp boasts a large student population, so there are many options available. Check this link to get more information. And we also have an active Facebookgroup for our international (exchange) students, where a lot of times there can be made matches for accommodation. And kdg.be/en/study-in-antwerp.

Our International Housing Officer is available on Tuesdays and Thursdays to answer your questions via studentservices@kdg.be.

The city of Antwerp

Antwerp has a very lively and active art and culture scene, with a lot of galleries, top museums, theatres, dance and fashion industry. The big harbor and the diamond industry make Antwerp a very international city. It's located in the heart of Europe, within 2-3 hours travel to art cities like Paris, Amsterdam, Köln, London. This makes it a very interesting and vibrant place to live, study and work for students.

Additional information about students and student life in Antwerp can you find here at [STAN](#) and our [KdG website](#).



Contact

The Institution Name of the academy

Sint Lucas Antwerpen, KdG University of Applied Sciences and Arts

Postal and visiting Address

Van Schoonbekestraat 143,
2018 Antwerp, Belgium

Phone Central

0032 3 613 1200

Website

www.sintlucasantwerpen.be

Erasmus Code

B ANTWERP59

Video of our new campus

<https://vimeo.com/321436540>

Facebook

<https://www.facebook.com/sintlucasantwerpen>

Instagram

<https://www.instagram.com/sintlucasantwerpen/>

Departmental Coordinator International Affairs Sint Lucas Antwerpen

Laura Braspenning

Laura.braspenning@kdg.be

+32 3 613 1200

Administrative contact Exchange Sint Lucas Antwerpen

Griet Jansen

griet.jansen@kdg.be

+32 3 613 1286

